

# 3M™ VHB™ Tape GPH-160GF

Last Revision Date: January, 2019



## Product Description

**Finite Element Analysis (FEA)** data is available for this product at: [3m.com/FEA](https://www.3m.com/FEA)

3M™ VHB™ Tape GPH-160GF is a 0.062 in (1.6 mm) thick gray double-sided acrylic foam tape with a red polyethylene film liner. The conformable foam provides good contact between substrates even when they are slightly mismatched. 3M™ VHB™ Tape GPH-160GF tape is part of the 3M™ VHB™ Tape GPH series which bonds a variety of substrates including many metal, plastic and painted materials. This tape family has superior high-temperature performance, making it often suitable for assembly prior to powder coat or liquid paint processes involving a paint bake cycle and applications with high operating temperatures. Ideal for stiffeners applied to architectural metal panels, elevator door panels, equipment enclosures, metal cabinets, appliance, signage etc.


## Product Features

- Fast and easy-to-use permanent bonding method provides high strength and long-term durability
- Virtually invisible fastening keeps surfaces smooth
- Can replace mechanical fasteners (rivets, welds, screws) or liquid adhesives
- High temperature resistance (short term (minutes, hours) to 450°F (230°C)) allowing assembly prior to powder coat or liquid paint processes involving a paint-bake cycle
- High initial tack
- Eliminates drilling, grinding, refinishing, screwing, welding and associated re-work
- Creates a permanent seal against water, moisture and more
- Pressure sensitive adhesive bonds on contact to provide immediate handling strength
- Allows the use of thinner, lighter weight and dissimilar materials


## Technical Information Note

The following technical information and data should be considered representative or typical only and should not be used for specification purposes.

## Typical Physical Properties

Property	Values	Additional Information
Adhesive Type	Acrylic	
Adhesive Carrier	Conformable Acrylic Foam (closed cell)	
Liner	Red PE film with 3M™ VHB™ print	
Color	Gray	
Total Tape Thickness	0.062 mil (1.6 mm)	View 

Test Method: ASTM D3652

Total Tape Thickness	1.6 mm (0.062 in)	View 
----------------------	-------------------	--

Test Method: ASTM D3652

Total Tape Thickness	0.062 in	View 
----------------------	----------	--

Test Method: ASTM D3652

Thickness Tolerance	±10 %	
---------------------	-------	--

Density	710 kg/m <sup>3</sup>	View 
---------	-----------------------	--

Test Method: ASTM D3574

Notes: Foam with adhesive

Density	45 lb/ft <sup>3</sup>	
---------	-----------------------	--

## Typical Performance Characteristics

Property	Values	Additional Information
----------	--------	------------------------

90° Peel Adhesion	19 lb/in	View 
-------------------	----------	--

Test Method: ASTM D3330

Dwell/Cure Time: 24

Dwell Time Units: hr


Temp C: 23C

Temp F: 72F

Environmental Condition: 50%RH

Backing: 5 mil Aluminum Foil

Notes: 12 in/min (300 mm/min)

Normal Tensile	720 kPa (105 lb/in <sup>2</sup> )	View 
----------------	-----------------------------------	--

Test Method: ASTM D897

Dwell/Cure Time: 72

Dwell Time Units: hr

Temp C: 23C

Temp F: 73F

Substrate: Aluminum

Notes: 1 in.<sup>2</sup> (6.45 cm<sup>2</sup>), Jaw Speed 2 in./min. (50 mm/min.)

Normal Tensile	105 lb/in <sup>2</sup>	View 
----------------	------------------------	--

Test Method: ASTM D897

Dwell/Cure Time: 72


Dwell Time Units: hr

Temp C: 23C

Temp F: 73F

Substrate: Aluminum

Notes: 1 in.<sup>2</sup> (6.45 cm<sup>2</sup>), Jaw Speed 2 in./min. (50 mm/min.)

Overlap Shear Strength 570 kPa (80 lb/in<sup>2</sup>) [View](#) 


Test Method: ASTM D1002

Notes: 1 in.<sup>2</sup> (6.45 cm<sup>2</sup>), Jaw Speed 0.5 in/min (12.7 mm/min)


Overlap Shear Strength 80 lb/in<sup>2</sup> [View](#) 

Test Method: ASTM D1002


Notes: 1 in.<sup>2</sup> (6.45 cm<sup>2</sup>), Jaw Speed 0.5 in/min (12.7 mm/min)

Short Term Temperature Resistance 230 °C (450 °F) [View](#) 


Notes: No change in room temperature dynamic shear properties following 4 hour conditioning at indicated temperature with 100 g/static load. (Represents minutes, hour in a process type temperature exposure).

Short Term Temperature Resistance 450 °F [View](#) 

Notes: No change in room temperature dynamic shear properties following 4 hour conditioning at indicated temperature with 100 g/static load. (Represents minutes, hour in a process type temperature exposure).

Long Term Temperature Resistance 150 °C (300 °F) [View](#) 


Notes: Maximum temperature where tape supports at least 250 g load per 0.5 in<sup>2</sup> in static shear for 10,000 minutes. (Represents continuous exposure for day or weeks).

Long Term Temperature Resistance 300 °F [View](#) 

Notes: Maximum temperature where tape supports at least 250 g load per 0.5 in<sup>2</sup> in static shear for 10,000 minutes. (Represents continuous exposure for day or weeks).

Minimum Application Temperature 10 °C (50 °F)


Minimum Application Temperature 50 °F

Static Shear 1000 g [View](#) 

Test Method: ASTM D3654

Temp C: 23C  
Temp F: 73F  
Substrate: Stainless Steel

Notes: Tested at various temperatures and gram loadings. 0.5 in<sup>2</sup> (3.23 cm<sup>2</sup>). Will hold listed weight for 10,000 minutes (approximately 7 day).

Static Shear 177C Stainless Steel 500 g [View](#) 

Test Method: ASTM D3654

Temp C: 177C  
Temp F: 350F  
Substrate: Stainless Steel

Notes: Tested at various temperatures and gram loadings. 0.5 in<sup>2</sup> (3.23 cm<sup>2</sup>). Will hold listed weight for 10,000 minutes (approximately 7 day).

90° Peel Adhesion Stainless Steel 34 N/cm

View 

Notes: 12 in/min (300 mm/min) ASTM D3330 72 hour dwell on Stainless Steel at 23°C (72°F) and 50% RH Backing: 2 mil Polyester

## Available Sizes

Property	Values	Additional Information
Standard Roll Length	32.9 m (36 yd)	
Standard Roll Length	36 yd	
Minimum Available Width	6.4 mm (0.25 in)	
Minimum Available Width	0.25 in	
Maximum Available Width	1118 mm (44 in)	
Maximum Available Width	44 in	
Normal Slitting Tolerance	± 0.8 mm (± 1/32 in)	
Normal Slitting Tolerance	± 1/32 in	
Core Size (ID)	76.2 mm (3 in)	
Core Size (ID)	3 in	

## Special Considerations

1. 3M™ VHB™ GPH Series Tapes can be used with or without 3M primers and promoters to enhance adhesion. However, when used at elevated temperatures greater than 121 °C or 250 °F, 3M™ VHB™ GPH Series Tapes should be adhered directly to cleaned substrates or used in conjunction with 3M™ Adhesion Promoter 111.
2. 3M GPH Tapes are compatible with chemicals typically used in paint pre-treatment processes (spray and dip). Tests, completed by a supplier of pre-treatment chemicals have determined that the tape does not cause premature degradation of chemical solutions. It is understood that paint pre-treatment processes may differ between systems and it may be advisable to conduct compatibility and/or degradation tests to confirm compatibility with your specific system.

## UL 746C Listings

[Image 369]

## Design Considerations

---

Adhesion to the substrate is important in achieving bonding success. Adhesives must flow onto the substrate surfaces in order to achieve intimate contact area and allow the molecular force of attraction to develop. The degree of flow of the adhesive on the substrate is largely determined by the surface energy of the substrate. 3M™ VHB™ Tape GPH series products bond well to high (HSE) and medium (MSE) surface energy materials. The image below shows typical materials in these categories.

Achieving good contact is also important. The necessary thickness of tape depends on the rigidity of substrates and their flatness irregularity. While the 3M™ VHB™ Tapes will conform to a certain amount of irregularity, they will not flow to fill gaps between the materials. For bonding rigid materials with normal flatness, consider use of tapes with thickness of 45 mils (1.1 mm) or greater. As the substrate flexibility increases thinner tapes can be considered.

Using the right amount of tape is important to handle the expected stresses. Because 3M™ VHB™ Tapes are viscoelastic by nature their strength and stiffness is a function of the rate at which they are stressed. They behave stronger with relatively faster rate of stress load (dynamic stresses) and will tend to show creep behavior with stress load acting over a long period of time (static stresses). As a general rule, for static loads, approximately four square inches of tape should be used for each pound (57 cm<sup>2</sup> of tape per kg) of weight to be supported in order to prevent excessive creep. For dynamic loads a useful design factor is 12 lb/in<sup>2</sup> (85 kPa) for most dynamic stresses in general applications.

Allow for thermal expansion/contraction. 3M™ VHB™ Tapes can perform well in applications where two bonded surfaces may expand and contract differentially. Assuming good adhesion to the substrates, the tapes can typically tolerate differential movement in the shear plane up to 3 times their thickness.

Bond Flexibility: While an advantage for many applications where allowing differential movement is a benefit, the tape bonds are typically more flexible than alternative bonding methods. Suitable design modifications or periodic use of rigid fasteners or adhesives may be needed if additional stiffness is required.

Performance in Severe Cold Temperature can be challenging. Applications which require performance at severe cold temperatures must be thoroughly evaluated by the user if the intended use will subject the tape product to high impact stresses. A technical bulletin “3M™ VHB™ Tape Cold Temperature Performance” (70-0707-3991-0) is available for additional information.

[Image 197]

## Converting

---

In addition to standard and custom roll sizes available from 3M through the distribution network, 3M™ VHB™ Tapes are also available in limitless shapes and sizes through the 3M Converter network. For additional information, contact 3M Converter Markets at 1-800-223-7427 or on the web at [www.3M.com/converter](http://www.3M.com/converter).

## Storage and Shelf Life

---

All 3M™ VHB™ Tapes have a shelf life of 24 months from date of manufacture when stored at 40°F to 100°F (4°C to 38°C) and 0-95% relative humidity. The optimum storage conditions are 72°F (22°C) and 50% relative humidity.

Performance of tapes is not projected to change even after shelf life expires; however, 3M does suggest that 3M™ VHB™ Tapes are used prior to the shelf life date whenever possible.

The manufacturing date is available on all 3M™ VHB™ Tapes as the lot number, typically marked on the core or on a label on the outer roll lap. The lot number, typically a 4 digit code, is a Julian date (Y D D D). The first digit refers to the year of manufacture, the last 3 digits refer to the days after January 1. Example: A lot number of 7266 (or 17266) would translate to a date of manufacture of Sept. 23 (266th day of year) in 2017.

## Industry Specifications

---

UL 879 (File E65361)

[/17311040/summary-vhb-gph-060-j385523-bd170831zbs-en-45545-2-2013a1-2015-annex.pdf" target="\\_blank"> EN 45545 test report details \(ISO 5659-2, ISO 9239-1, ISO 5660-1, ISO 5658-2\), UL 746C \(File MH17478\)](#)

## Trademarks

---

3M and VHB are trademarks of 3M.

## Handling/Application Information

---

### Application Techniques

Clean: Most substrates are best prepared by cleaning with a 50:50 mixture of isopropyl alcohol (IPA\*) and water prior to applying 3M™ VHB™ Tapes.

Exceptions to the general procedure that may require additional surface preparation include:

- Heavy Oils: A degreaser or solvent-based cleaner may be required to remove heavy oil or grease from a surface and should be followed by cleaning with IPA/water.
- Abrasion: Abrading a surface, followed by cleaning with IPA/water, can remove heavy dirt or oxidation and can increase surface area to improve adhesion.
- Adhesion Promoters: Priming a surface can significantly improve initial and ultimate adhesion to many materials such as plastics and paints.
- Porous surfaces: Most porous and fibered materials such as wood, particleboard, concrete, etc. need to be sealed to provide a unified surface.
- Unique Materials: Special surface preparation may be needed for glass and glass-like materials, copper and copper containing metals, and plastics or rubber that contain components that migrate (e.g. plasticizers).

Refer to 3M Technical Bulletin “Surface Preparation for 3M™ VHB™ Tape Applications” for additional details and suggestions. (70-0704-8701-5)

\*Note: These cleaner solutions contain greater than 250 g/l of volatile organic compounds (VOC). Please consult your local Air Quality Regulations to be sure the cleaner is compliant. When using solvents, be sure to follow the manufacturer's precautions and directions for use when handling such materials.

Pressure: Bond strength is dependent upon the amount of adhesive-to-surface contact developed. Firm application pressure develops better adhesive contact and helps improve bond strength. Typically, good surface contact can be attained by applying enough pressure to insure that the tape experiences approximately 15 psi (100 kPa) pressure. Either roller or platen pressure can be used. Note that rigid surfaces may require 2 or 3 times that much pressure to make the tape experience 15 psi.

Temperature: Ideal application temperature range is 70°F to 100°F (21°C to 38°C). Pressure sensitive adhesives use viscous flow to achieve substrate contact area. Minimum suggested application temperature for the 3M™ VHB™ Tape GPH family is 50°F (10°C). Minimum application temperature does vary by 3M™ VHB™ tape family and ranges from 32°F to 60°F (0°C to 15°C)

Note: Initial tape application to surfaces at temperatures below these suggested minimums is not recommended because the adhesive becomes too firm to adhere readily. However, once properly applied, low temperature holding is generally satisfactory. To obtain good performance with all 3M™ VHB™ Tapes, it is important to ensure that the surfaces are dry and free of condensed moisture.

Time: After application, the bond strength will increase as the adhesive flows onto the surface (also referred to as "wet out"). At room temperature approximately 50% of ultimate bond strength will be achieved after 20 minutes, 90% after 24 hours and 100% after 72 hours. This flow is faster at higher temperatures and slower at lower temperatures. Ultimate bond strength can be achieved more quickly (and in some cases bond strength can be increased) by exposure of the bond to elevated temperatures (e.g. 150°F [66°C] for 1 hour). This can provide better adhesive wetout onto the substrates. Abrasion of the surfaces or the use of primers/ adhesion promoters can also have the effect of increasing bond strength and achieving ultimate bond strength more quickly.

[Image 10]

## References

Property	Values
3m.com Product Page	<a href="https://www.3m.com/3M/en_US/company-us/all-3m-products/~/3M-VHB-Tape-GPH-160GFX/?N=5002385+3291691091&amp;rt=rud">https://www.3m.com/3M/en_US/company-us/all-3m-products/~/3M-VHB-Tape-GPH-160GFX/?N=5002385+3291691091&amp;rt=rud</a>

## ISO Statement

This Industrial Adhesives and Tapes Division product was manufactured under a 3M quality system registered to ISO 9001 standards.

## Information

**Disclaimer:** 3M industrial and occupational products are intended, labeled, and packaged for sale to trained industrial and occupational customers for workplace use. Unless specifically stated otherwise on the applicable product packaging or literature, these products are not intended, labeled, or packaged for sale to or use by consumers (e.g., for home, personal, primary or secondary school, recreational/sporting, or other uses not described in the applicable product packaging or literature), and must be selected and used in compliance with applicable health and safety regulations and standards (e.g., U.S. OSHA, ANSI), as well as all product literature, user instructions, warnings, and limitations, and the user must take any action required under any recall, field action or other product use notice. Misuse of 3M industrial and occupational products may result in injury, sickness, or death. For help with product selection and use, consult your on-site safety professional, industrial hygienist, or other subject matter expert. For additional product information, visit [www.3M.com](http://www.3M.com).